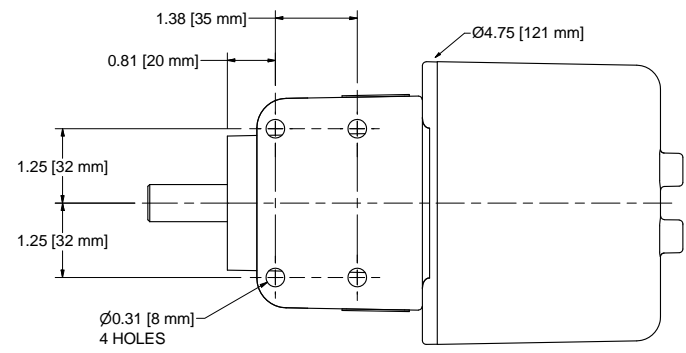
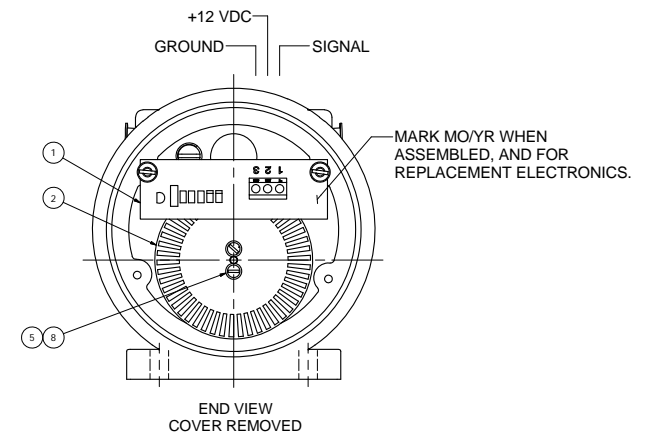
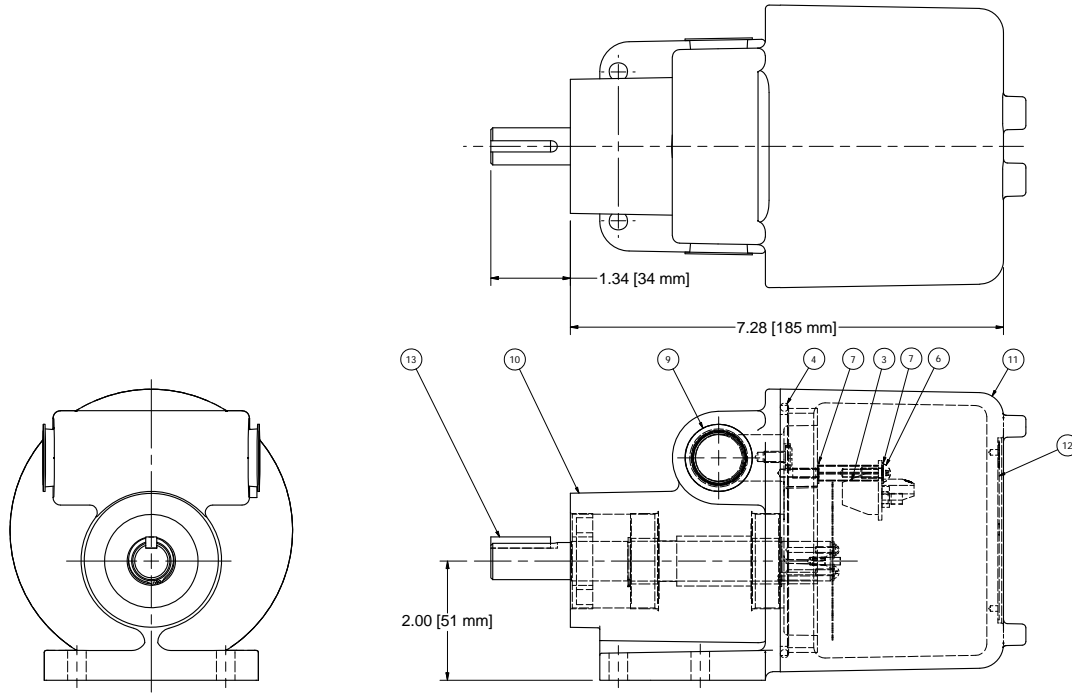


REV	ECO	DESCRIPTION	DATE	BY	APPD
B	0010c	UPDATE DRAWING REFERENCE	8/12/2014	GL	JK



DIMS SHOWN ARE FOR REFERENCE.

PARTS LIST				
ITEM	PART#	DWG	DESCRIPTION	QTY
1	20050173		ELECTRONICS ASSY MSD SENSOR NEWER STYLE	1
2	20050179	A0050031	50 Segment Disk	1
3	22011003		#8 STANDOFFS X 1" LONG	2
4	22011015		NA103/2-242 BUNA-N O-RING UL CONTROLLED PART	1
5	20051082		4-40 X 5/16 RHMS Z/P	2
6	22011004		8-32 X 3/8" ROUND HEAD SCREW	2
7	20203408		#8 INT TOOTH LOCK WASHER Z/P	4
8	20053407		#4 INT TOOTH LOCK WASHER Z/P	2
9	22010509		#12 LFC CAP PLUG	2
10	20200148	D0200157	REGULAR BASE ASSEMBLY FOR MOTION SWITCH (ALUM.)	1
11	20200124	D0200085	MACHINED (ALUM) COVER FOR CMS	1
12	20980022	AD980025	NAMEPLATE: MSD-1 SENSOR	1
13	20205117	AS200002	Shaft Key 3/16 SQUARE X 1"	1

DRAWN	GL	3/18/2008	Conveyor Components Company Division of Material Control, Inc. 130 Seltzer Road, Crosswile, Michigan 48422 U.S.A.	
CHECKED	JK	8/12/2014		
APPROVED	JK	3/19/2008		
PART	MSD-1 ASSEMBLY			
THIS PRINT IS PROPERTY OF CONVEYOR COMPONENTS CO., AND MAY NOT BE USED IN WHOLE OR PART WITHOUT WRITTEN PERMISSION.				
DRAWING IS COMPUTER GENERATED, AND PRINT MIGHT NOT BE TO SCALE.		SIZE	DWG NO	REV
SCALE		D	D0050052.dwg	B
				SHEET 1 OF 1